

Light efficiency:



Light quality:



Color temperature:



Output: 107 lm

Peak: 346 cd

Power: 4,6 W

PF: 1,0



Product name:

F L-S O - 2-4 C -1 0 0-B-LSMT-M

Item number:

F L / S O - 2 / 4 C / 1 0 0 / B/LSMT/M

Date and time:

14.03.2019 12:06:11

Description:

Toleranzen:

Lumen +/-4%

Candela +/-2,5%

Colour Temp +/-35 Grad K

CRI +/-0,7

Angular Resolution 1 Grad step

Last Calibration 06.06.2018

Pruefer:

Mourad Benzineb

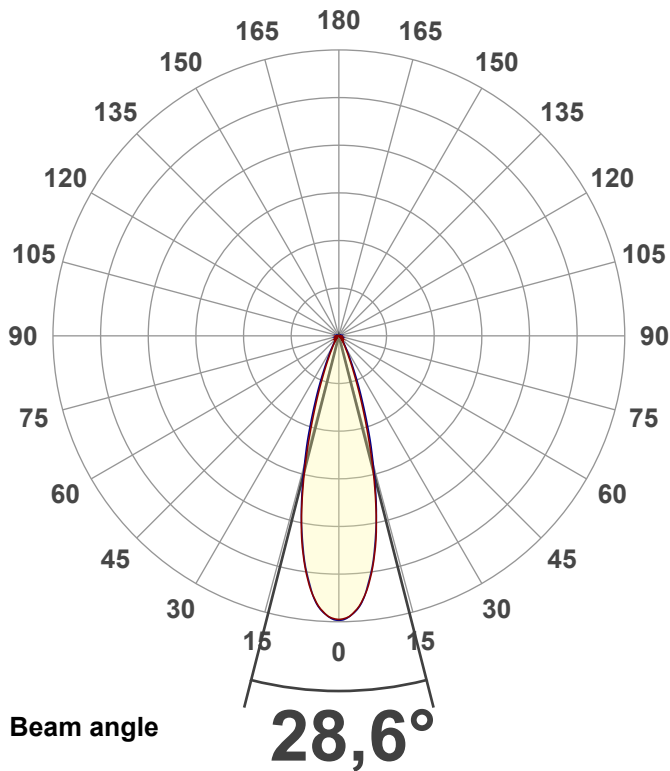
Master of Engineering

Pruefort:

Lichtlabor

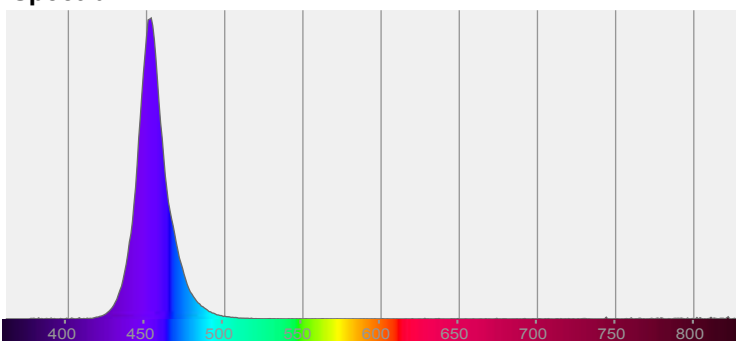
Gaustasse13-15

55411 Bingen am Rhein




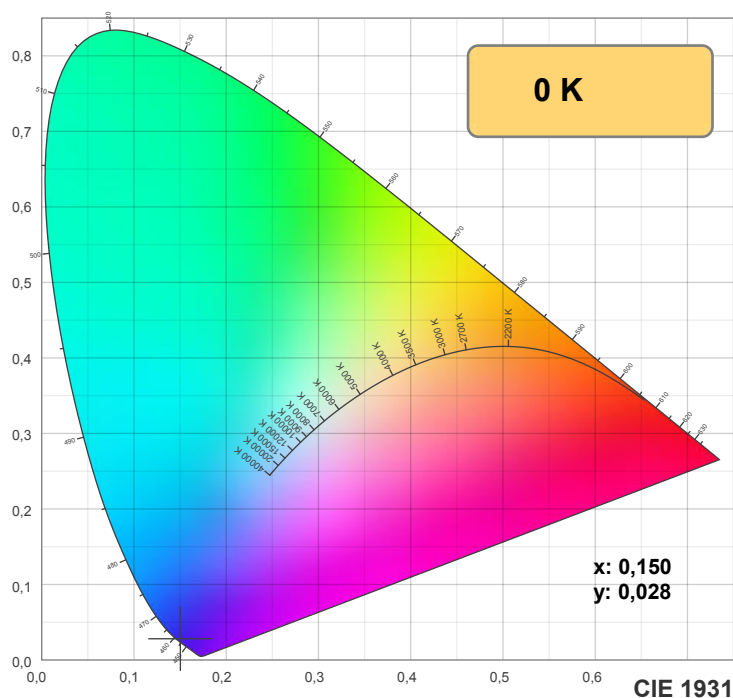
CIE 1931  
x: 0,150  
y: 0,028

Spectra

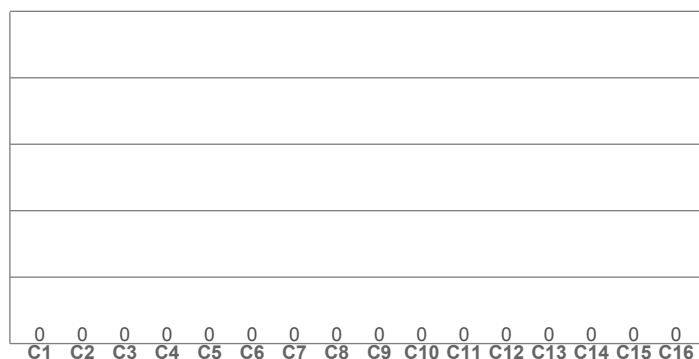


Power





TM30: 0,0



CRI R values, only R1-R8 are used to calculate final CRI value

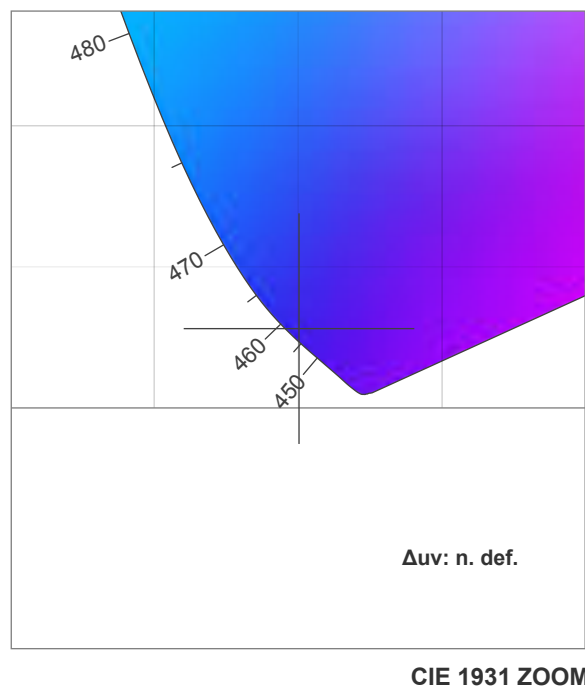
R1	R2	R3	R4	R5	R6	R7	R8	R9	R10	R11	R12	R13	R14	R15
0,0	0,0	0,0	0,0	0,0	0,0	0,0	0,0	0,0	0,0	0,0	0,0	0,0	0,0	0,0

TM30 C values, 16 binned values out of total of 99 C values

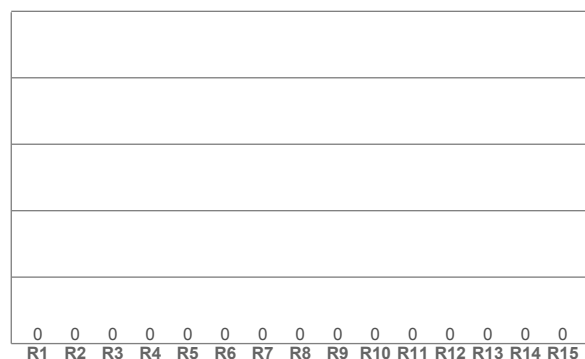
C1	C2	C3	C4	C5	C6	C7	C8	C9	C10	C11	C12	C13	C14	C15	C16
0,0	0,0	0,0	0,0	0,0	0,0	0,0	0,0	0,0	0,0	0,0	0,0	0,0	0,0	0,0	0,0

CQS Q values

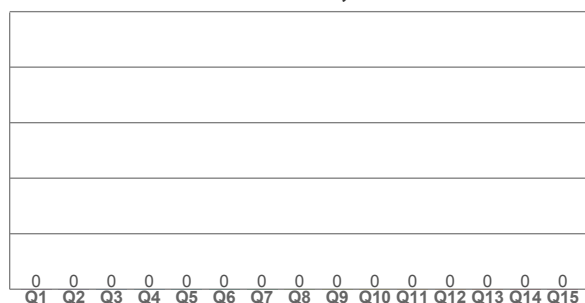
Q1	Q2	Q3	Q4	Q5	Q6	Q7	Q8	Q9	Q10	Q11	Q12	Q13	Q14	Q15
0,0	0,0	0,0	0,0	0,0	0,0	0,0	0,0	0,0	0,0	0,0	0,0	0,0	0,0	0,0



CRI: 0,0 (R1-R8)



CQS: 0,0



## Color parameters

Color temperature	Color rendering index	Red component	Color fidelity	Color gamut	Color quality scale	Color coordinate cie 1931	Color coordinate cie 1931	Color coordinate	Color coordinate	Color deviation from black body
CCT	CRI	CRI R9	TM30 Rf	TM30 Rg	CQS	x	y	u	v	Δuv
0 K	0,0	0,0	0,0	0,0	0,0	0,150	0,028	0,198	0,056	n. def.

## TM30 details


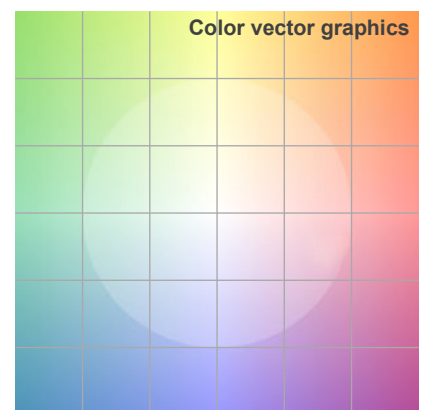
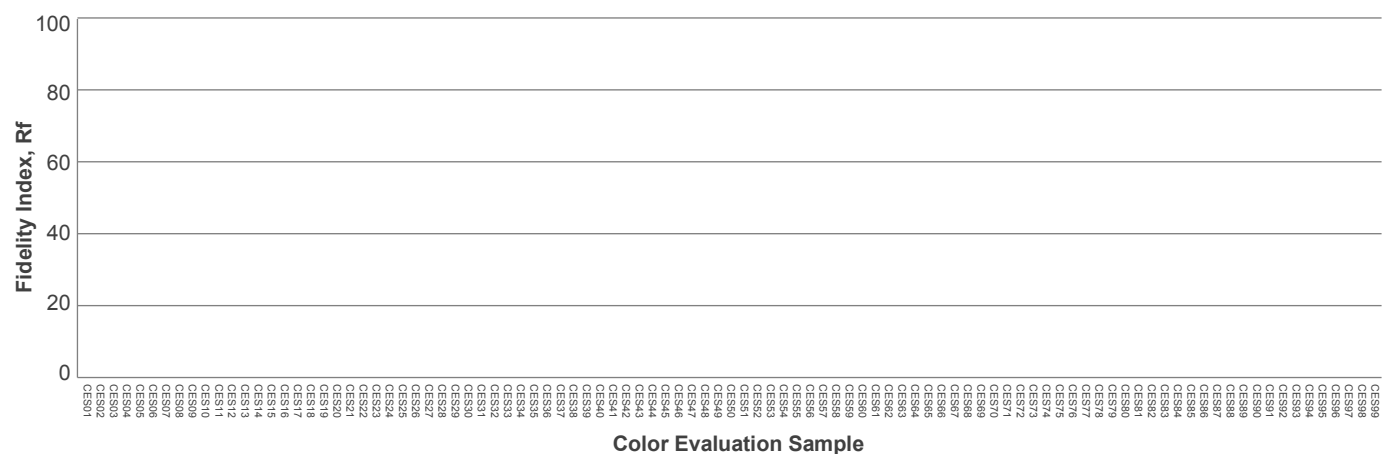
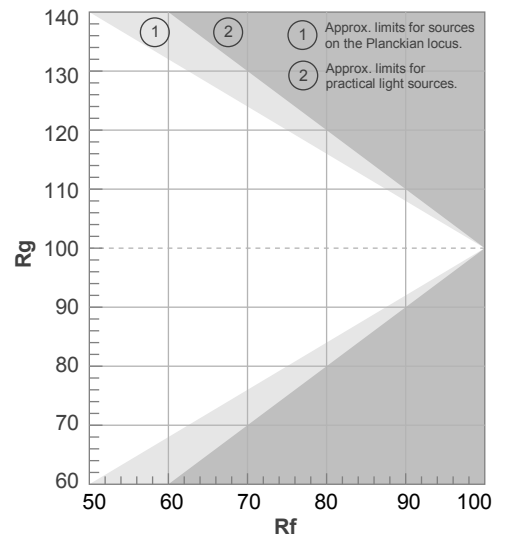
**Rf 0,0**

Fidelity index Rf

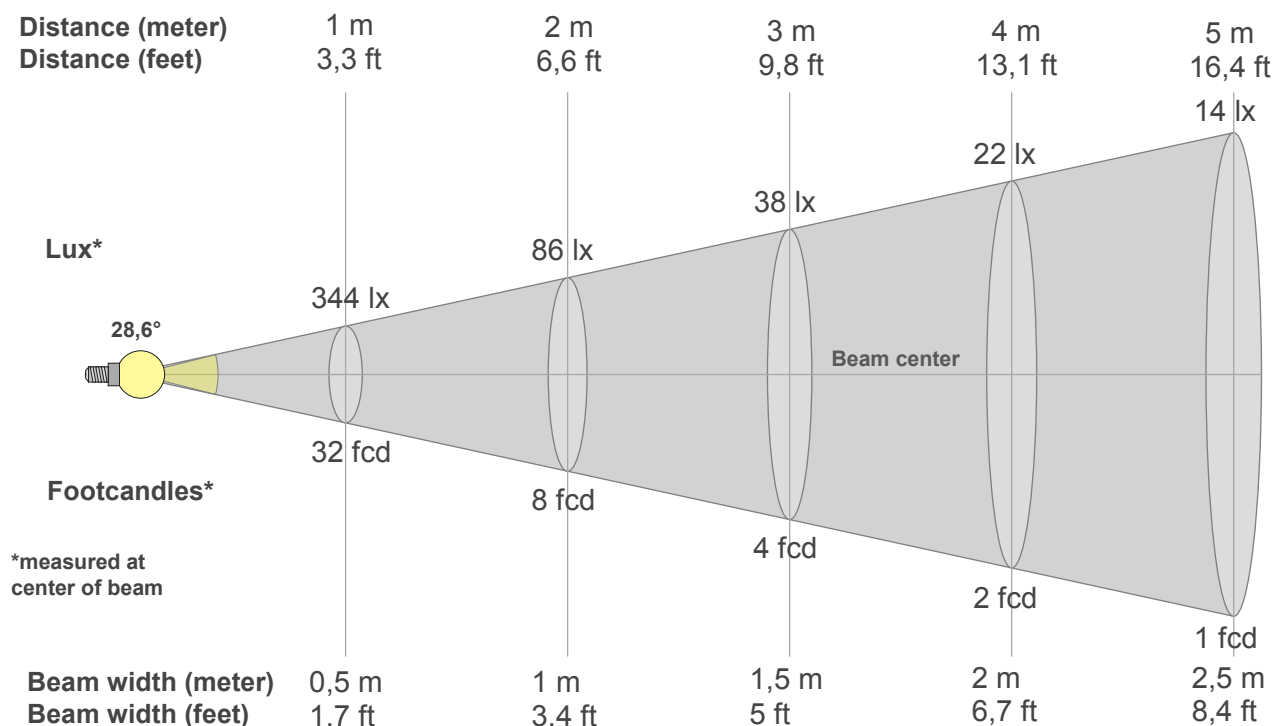
**Rg 0,0**

Gammut index Rg

Hue Bin	R <sub>f</sub>	Graphic shifts (%)	
		Chroma	Hue
1	0	0%	0%
2	0	0%	0%
3	0	0%	0%
4	0	0%	0%
5	0	0%	0%
6	0	0%	0%
7	0	0%	0%
8	0	0%	0%
9	0	0%	0%
10	0	0%	0%
11	0	0%	0%
12	0	0%	0%
13	0	0%	0%
14	0	0%	0%
15	0	0%	0%
16	0	0%	0%



## Beam details



### Beam intensities from 1-20m

1m	2m	3m	4m	5m	6m	7m	8m	9m	10m	11m	12m	13m	14m	15m	16m	17m	18m	19m	20m
3,3ft	6,6ft	9,8ft	13,1ft	16,4ft	19,7ft	23ft	26,2ft	29,5ft	32,8ft	36,1ft	39,4ft	42,7ft	45,9ft	49,2ft	52,5ft	55,8ft	59,1ft	62,3ft	65,6ft
344lx	86lx	38lx	22lx	14lx	10lx	7lx	5lx	4lx	3lx	3lx	2lx	2lx	2lx	2lx	1lx	1lx	1lx	1lx	1lx
32fcd	8fcd	3,6fcd	2fcd	1,3fcd	0,9fcd	0,7fcd	0,5fcd	0,4fcd	0,3fcd	0,3fcd	0,2fcd	0,2fcd	0,2fcd	0,1fcd	0,1fcd	0,1fcd	0,1fcd	0,1fcd	0,1fcd

### Intensities in 0° c-plane

0°	2°	4°	6°	8°	10°	12°	14°	16°	18°	20°	22°	24°	26°	28°	30°	32°	34°	36°	38°
344	341	331	313	288	257	217	175	133	97	70	49	35	25	18	14	11	8	7	7
100%	99%	96%	91%	84%	75%	63%	51%	39%	28%	20%	14%	10%	7%	5%	4%	3%	2%	2%	2%

### Intensities in 90° c-plane

0°	2°	4°	6°	8°	10°	12°	14°	16°	18°	20°	22°	24°	26°	28°	30°	32°	34°	36°	38°
344	341	331	312	286	254	219	180	143	109	81	59	43	31	23	18	14	11	9	7
100%	99%	96%	91%	83%	74%	63%	52%	42%	32%	24%	17%	12%	9%	7%	5%	4%	3%	2%	2%

### Intensities in 180° c-plane

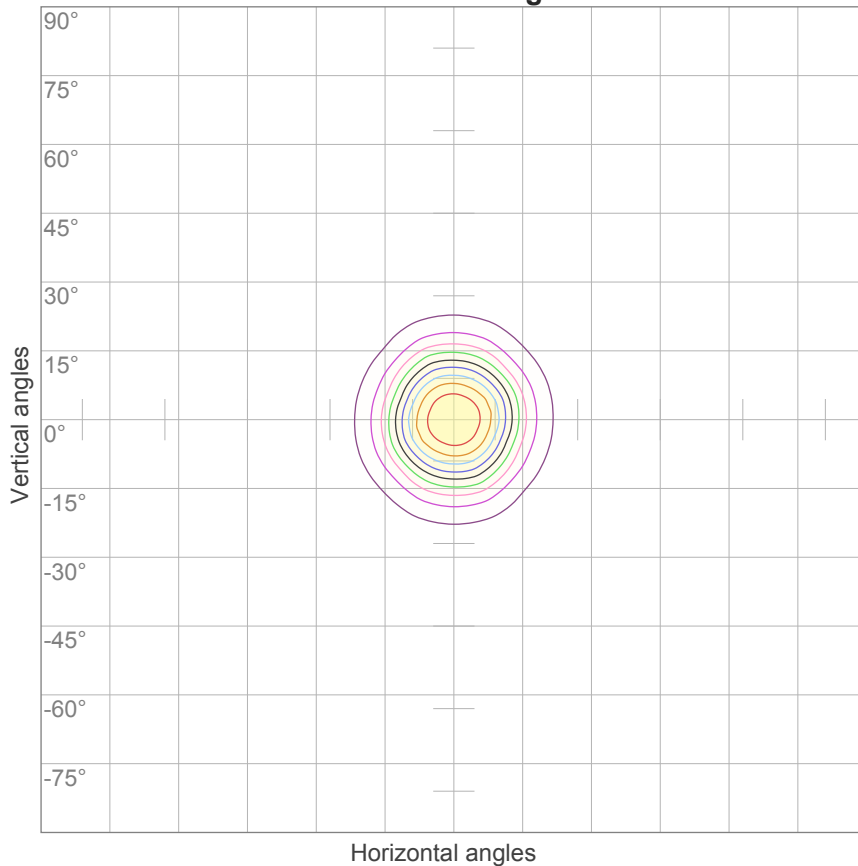
0°	2°	4°	6°	8°	10°	12°	14°	16°	18°	20°	22°	24°	26°	28°	30°	32°	34°	36°	38°
344	341	331	313	288	257	217	175	133	97	70	49	35	25	18	14	11	8	7	7
100%	99%	96%	91%	84%	75%	63%	51%	39%	28%	20%	14%	10%	7%	5%	4%	3%	2%	2%	2%

### Intensities in 270° c-plane

0°	2°	4°	6°	8°	10°	12°	14°	16°	18°	20°	22°	24°	26°	28°	30°	32°	34°	36°	38°
344	341	331	312	286	254	219	180	143	109	81	59	43	31	23	18	14	11	9	7
100%	99%	96%	91%	83%	74%	63%	52%	42%	32%	24%	17%	12%	9%	7%	5%	4%	3%	2%	2%

Beam angle 50%	Field angle 10%	Cutoff angle 2,5%	Intensity ratio in 120° cone	Intensity ratio in 90° cone
28,6°	49,3°	70,4°	93,4%	89,3%

ISO candela diagram



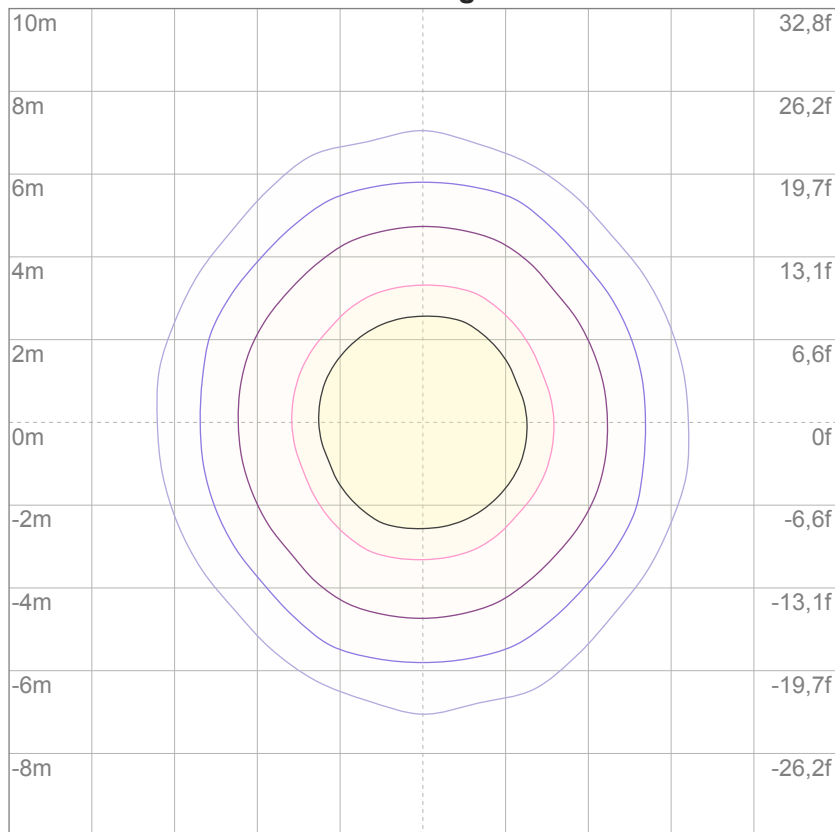
10%	34 cd
20%	69 cd
30%	103 cd
40%	138 cd
50%	172 cd
60%	207 cd
70%	241 cd
80%	275 cd
90%	310 cd

Conditions:

Number of c-planes: 16

Candela at center: 344 cd

ISO lux diagram



3%	0,103 lx
5%	0,172 lx
10%	0,344 lx
30%	1,03 lx
50%	1,72 lx

Conditions:

Number of c-planes: 16

Lux at center: 3,44 lx

*Lux distribution on a surface  
when lamp is mounted at 10  
meters from the surface.*

## Glare Evaluation According to UGR

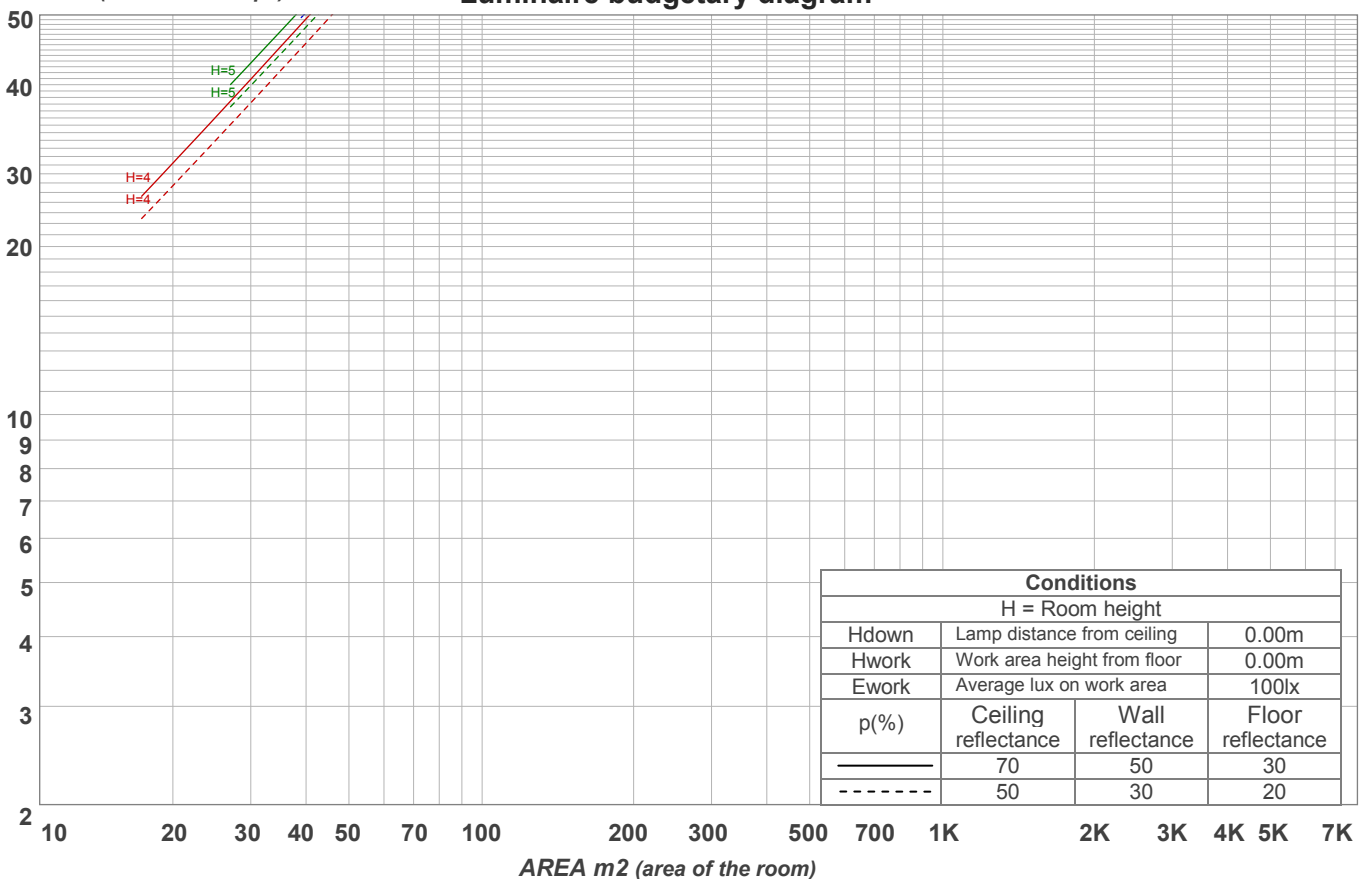
p Ceiling		70	70	50	50	30	70	70	50	50	30
p Walls		50	30	50	30	30	50	30	50	30	30
p Floor		20	20	20	20	20	20	20	20	20	20
Room size X      Y		Viewing direction at right angles to lamp axis					Viewing direction parallel to lamp axis				
2H	2H	5,4	6,2	5,7	6,4	6,6	5,6	6,4	5,9	6,6	6,8
	3H	7,6	8,3	7,9	8,5	8,8	8,0	8,7	8,3	8,9	9,2
	4H	9,1	9,8	9,4	10,0	10,3	9,3	9,9	9,6	10,2	10,5
	6H	10,7	11,3	11,0	11,6	11,9	11,0	11,7	11,4	12,0	12,2
	8H	11,7	12,3	12,0	12,6	12,9	11,9	12,5	12,2	12,8	13,1
	12H	12,6	13,2	13,0	13,5	13,8	12,9	13,5	13,2	13,8	14,1
4H	2H	6,3	7,0	6,6	7,2	7,5	6,5	7,1	6,8	7,4	7,7
	3H	8,7	9,3	9,1	9,6	9,9	9,1	9,7	9,5	10,0	10,3
	4H	10,4	10,9	10,8	11,3	11,6	10,6	11,1	10,9	11,4	11,7
	6H	12,2	12,6	12,6	13,0	13,4	12,6	13,0	13,0	13,4	13,7
	8H	13,4	13,7	13,8	14,1	14,5	13,5	13,9	13,9	14,3	14,7
	12H	14,4	14,7	14,8	15,1	15,6	14,5	14,9	15,0	15,3	15,7
8H	4H	11,1	11,4	11,5	11,8	12,2	11,2	11,5	11,6	11,9	12,3
	6H	13,1	13,4	13,6	13,9	14,3	13,4	13,7	13,9	14,1	14,6
	8H	14,5	14,8	15,0	15,2	15,7	14,5	14,8	15,0	15,2	15,7
	12H	15,7	16,0	16,2	16,4	16,9	15,7	15,9	16,2	16,4	16,9
12H	4H	11,2	11,6	11,7	12,0	12,4	11,3	11,7	11,8	12,1	12,5
	6H	13,4	13,7	13,9	14,1	14,6	13,7	13,9	14,1	14,4	14,8
	8H	14,9	15,1	15,4	15,6	16,1	14,8	15,1	15,3	15,5	16,0
Variation of the observer position for the luminaire distance S											
S = 1,0H		+0,1 / -0,1					+0,1 / -0,2				
S = 1,5H		+0,2 / -0,3					+0,3 / -0,3				
S = 2,0H		+0,3 / -0,6					+0,3 / -0,6				
Standard table		BK12					BK12				
Correction summand		-1,7					-1,4				
Corrected glare indices referring to 107 lm total luminous flux											

## Coefficients of Utilization

Ceiling reflectance	80				70				50			30			10			0
Wall reflectance	70	50	30	10	70	50	30	10	50	30	10	50	30	10	50	30	10	0
Floor reflectance	20	20	20	20	20	20	20	20	20	20	20	20	20	20	20	20	20	0
RCR	(RCR: Room Cavity Ratio) Room Values are expressed as percentage of Lumens delivered to the task surface																	
0	119	119	119	119	116	116	116	116	111	111	111	106	106	106	102	102	102	99
1	113	110	108	105	111	108	106	104	104	102	100	100	99	97	97	95	94	92
2	108	103	99	96	106	101	98	95	98	95	93	95	93	91	92	90	89	87
3	103	97	93	89	101	96	92	88	93	90	87	91	88	85	89	86	84	83
4	99	92	87	84	98	91	87	83	89	85	82	87	84	81	85	82	80	79
5	96	88	83	79	94	87	82	79	85	81	78	84	80	77	82	79	77	75
6	92	84	79	75	91	84	79	75	82	78	75	81	77	74	79	76	74	72
7	89	81	76	72	88	80	75	72	79	75	72	78	74	71	77	73	71	70
8	86	78	73	69	85	77	73	69	76	72	69	75	71	69	74	71	68	67
9	83	75	70	67	82	75	70	67	74	70	67	73	69	66	72	69	66	65
10	81	73	68	65	80	72	68	65	71	67	64	71	67	64	70	66	64	63

LAMPS (number of lamps)

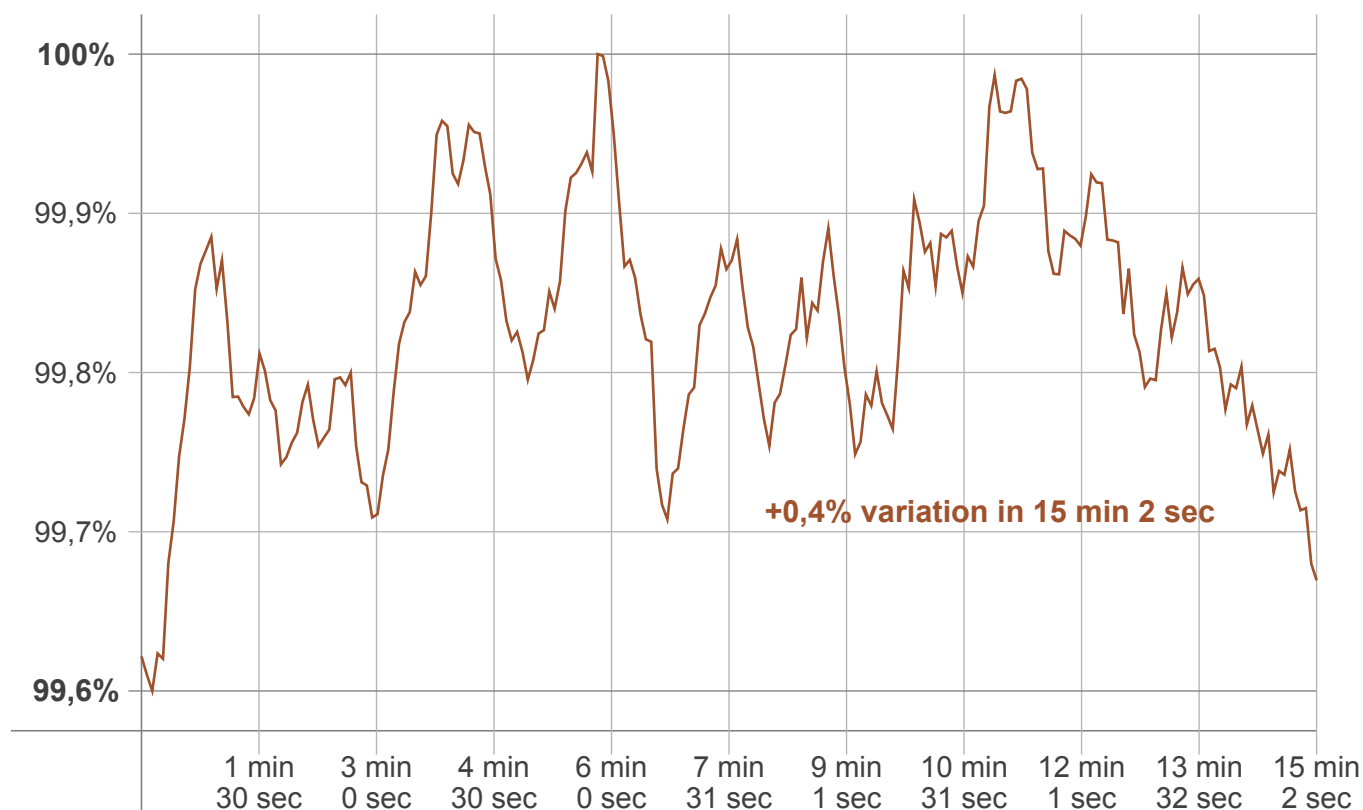
## Luminaire budgetary diagram



## Zonal Lumen Summary

0°-10°	10°-20°	20°-30°	30°-40°	40°-50°	50°-60°	60°-70°	70°-80°	80°-90°
{LUM0-10}	42,6 lm	16,2 lm	5,79 lm	3,37 lm	2,84 lm	2,62 lm	2,31 lm	1,56 lm
90°-100°	100°-110°	110°-120°	120°-130°	130°-140°	140°-150°	150°-160°	160°-170°	170°-180°
0,559 lm	0,000 lm	0,000 lm	0,000 lm	0,000 lm	0,000 lm	0,000 lm	0,000 lm	0,000 lm

Warmup curve



Warmup result

Warmup time:	15 min 2 sec
Warmup variation	+0,4%

Warmup conditions

Stable period:	15 min
Stable change max:	2,0%
Minimum time:	15 min

Color temperature change

CCT start	CCT change	CCT end
0 K	0 K	0 K

Output change

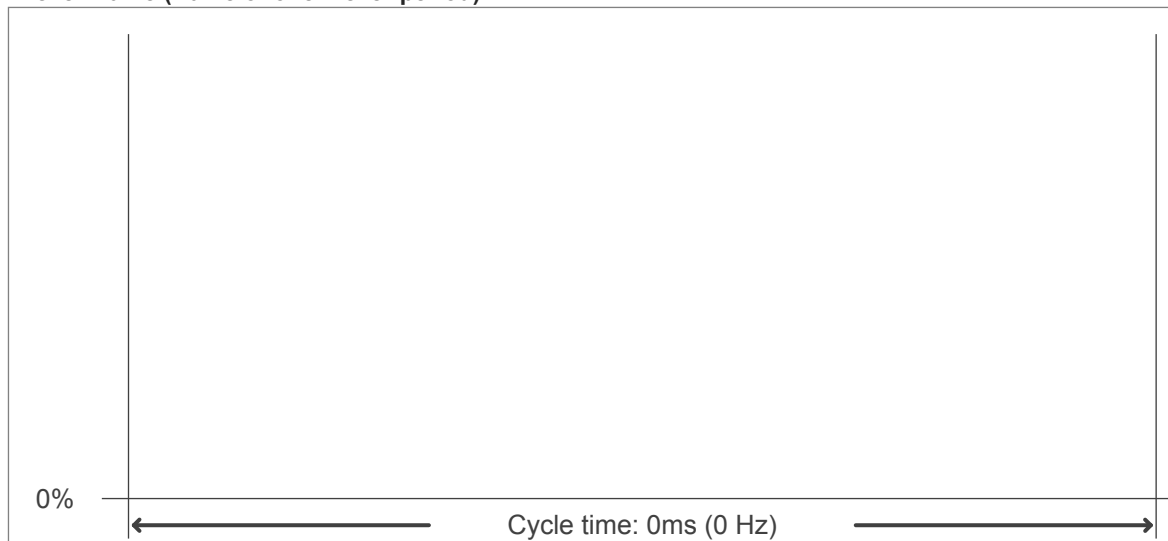
Output start	Output change	Output end
107 lm	+ lm	107 lm



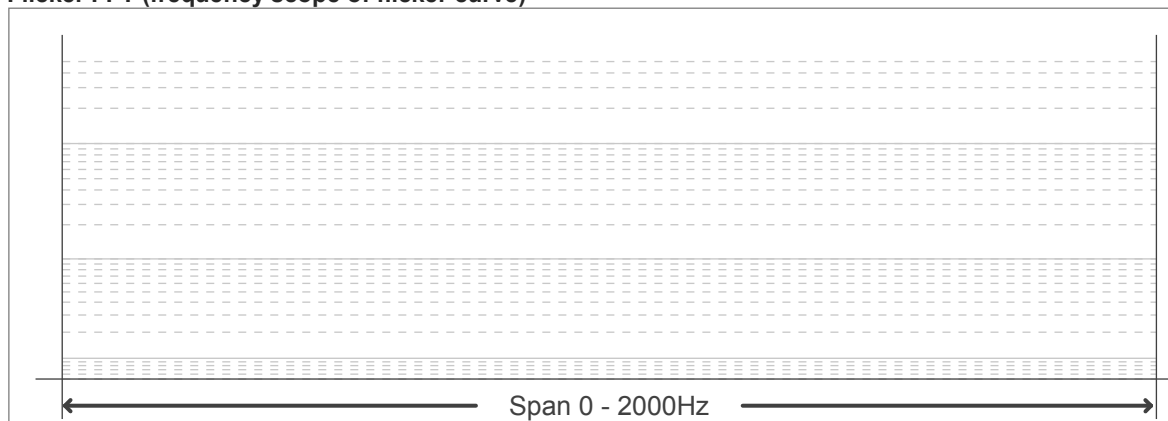
## Flicker curve (complete sampled flicker signal)



## Flicker frame (frame of one flicker period)



## Flicker FFT (frequency scope of flicker curve)



## Flicker results:

Flicker frequency:	n/a Hz
Flicker index:	n/a
Flicker percentage:	n/a %
SVM: (Visual flicker)	n/a

## Flicker conditions:

Sample rate:	60.000 samples/second
--------------	-----------------------